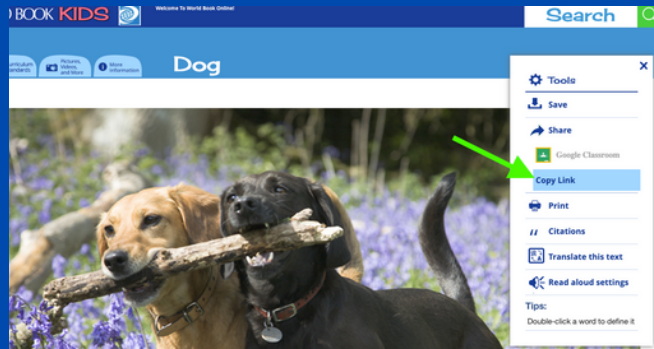


# Tips for Teachers

## Going Back to School with Kids



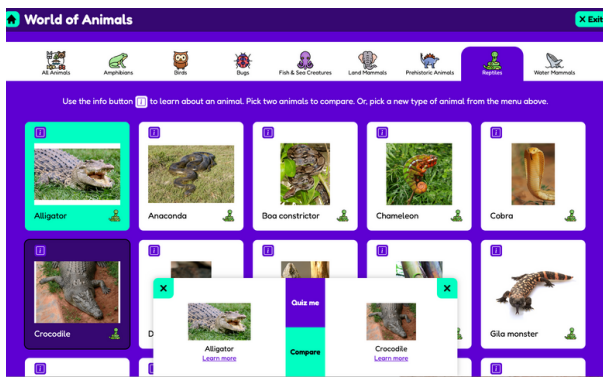
### Share content with direct links!



- Save your students time and make sure they find the correct resource by using direct links.
- Look for the "Copy Link" button in the Tools menu under Share.
- As long as they're logged in to World Book, students can be taken straight to the intended resource.

### Compare & Contrast:


Have students use World of Animals or Compare Places to create digital venn diagrams and support compare and contrast skills.



### Educator Tools:

Here you are able to search material by standard, find lesson plans to support Games, Activities, and Science Projects, and find ready-to-use WebQuests that come with a time-saving answer key!

The [Research Skills WebQuest](#) is perfect for introducing students to using the Kids database.



### Hands-on:

Activities and Science Projects are great for learning in the classroom! They are usually linked to articles to extend learn.



Look for accompanying lesson plans under For Grownups or in Educator Tools. Full lists of all Activities and Science Projects can be found on the Training Guide.

### Games:

Disguise learning with fun, educational games focusing on Math, Science, Social Studies, Language Arts, or Animals.



For a full list of Games with descriptions [Click Here.](#)