

INTRODUCTION

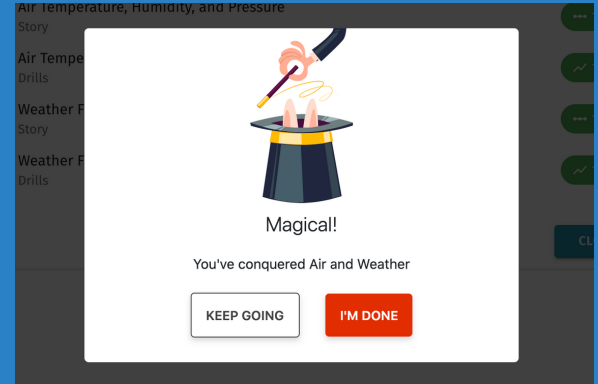
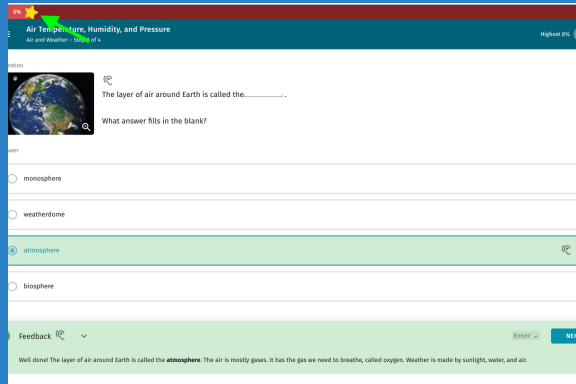
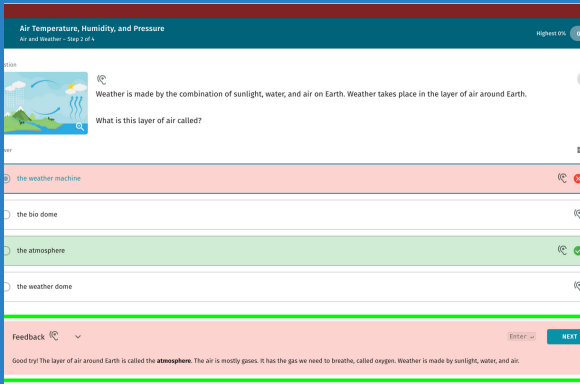
Most of your assignments will start with an introduction. This is information that will help you answer the questions that follow. Sometimes this will include videos and sounds.

MOVING ON

Sometimes an assignment will only have one or two steps, and sometimes it will have multiple steps, like this picture. Click **Next Step** to move on.

QUESTIONS

Click the ear icon to have questions and answers read-aloud to you. Once you select your answer, click **Answer** to see if you were right or wrong!



FEEDBACK

If you get a question wrong, the correct answer will be shown in green to help you learn. There is also feedback at the bottom to help you with the right answer next time!

PROGRESS

Watch the yellow star at the top of the page to see your progress. If you get a question right the star will move closer to 100%, if you get a question wrong it will move backwards.

FINISHED!

Once you get to 100% you will see this icon! If you want to keep practicing select **Keep Going**. To exit, click **I'm Done**.