



How to:



Download the app and log on

Visit the Google Play Store, for Android products, or the Apple App Store, for iOS devices, to download the app.


- 1 Search: World Book eBooks
- 2 Tap on the icon to download the app.
- 3 When complete, the app can be launched from your home screen.
- 4 Log on with your personal eBooks account. If you do not have one, visit World Book eBooks on your browser to create one.
- 5 Begin downloading great books. Enjoy reading!

How to:

Download and view books

- 1 Launch the World Book eBooks app.
- 2 Log on with your personal eBooks account and scroll to see all ebooks available.
- 3 Choose the menu at the top left corner of your screen to filter by category or see titles you've previously downloaded. 
- 4 To download a title, tap on the download icon in the center of the book. 
- 5 All titles you have downloaded will be in the "Show Downloaded" section.

Make the books your own on the app

- 1 Open any title and tap the screen in the middle.
- 2 Choose from the menu options at the top to create notes, highlights, and bookmarks; add custom drawings to the pages; search; or view your personalized work.
- 3 Select the Table of Contents in the lower left corner to view pages, bookmarks, and interactivity.
- 4 To exit a book, tap on the shelf icon found on the top left corner. 

Username:

Password: